

## 1. PRODUCT NAME

DB-60 (Double Bond Adhesive)

## 2. MANUFACTURER

PROFLEX® Products, Inc.  
2826 Broadway Center Blvd  
Brandon, Florida 33510  
Telephone: 863-937-9623  
Toll Free: 877-577-6353  
Fax: 863-937-9624  
Internet: [www.proflex.us](http://www.proflex.us)



## 3. PRODUCT DESCRIPTION

DB-60 is a premium quick grabbing adhesive designed for installing carpet in a direct glue down or double glue down application. It can also be used to install fibrous felt backed sheet flooring.

### Uses

It is recommended for installation of the following carpet backings: Action-Bac, Sponge-Rubber, Latex Unitary, High Density Foam, Latex Foam, and the majority of carpet backings.

### Features

- Fast Grabbing
- Quick Setting
- Provides a strong, long-lasting bond
- Commercial Use
- Low VOC
- Solvent Free
- LEED Compliant
- Suitable for use over non-porous substrates & floor coverings.
- Adhesive does not promote mold or mildew

### Suitable Surfaces

- PROFLEX® dB-250 carpet pad)
- Concrete
- Portland Based Underlayments
- Properly Prepared Gypsum
- APA Approved Plywood
- Terrazzo
- Fiber Cement Underlayment
- Radiant Heated Subfloors
- Properly Prepared VCT (Single Layer)
- Properly Prepared Sheet Vinyl (Single Layer, fully adhered).

### Packaging

4 Gallon Container, 48 Containers per Pallet

## 4. TECHNICAL DATA

### LEED CONTRIBUTIONS:

E.Q. 4.1: Low-Emitting Materials: Adhesives & Sealants

E.Q. 4.3: Low-Emitting Materials: Carpet Systems

M.R. 5.1 Regional Material: 10% Extracted Processed and Manufactured Regionally

M.R. 5.2 Regional Material: 20% Extracted Processed and Manufactured Regionally

\*LEED points are based on all materials used on a project.

**PROFLEX DB-60** also qualifies for the Carpet & Rug Institutes Green Label Plus Program. This is a third party certification with the most stringent VOC regulations in the country. It also qualifies for Floor Score Certification.

## 5. INSTALLATION

### Sub-Floor Preparation




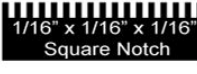
DB-60 can be used over all grade levels of concrete in the absence of excessive moisture and alkalinity. Moisture tests are required on all concrete sub-floors regardless of grade level if the concrete is freshly poured or is classified as an older slab. Moisture testing should be performed by ASTM F1869 Calcium Chloride Tests with moisture levels not to exceed Five (5) pounds per Twenty-Four (24) hours per one thousand (1000) square feet or ASTM F2170 In Situ Relative Humidity Test with moisture levels not to exceed eighty (80) percent on existing slabs.

### INSTALLATION DIRECTIONS:

1. Refer to all manufacturer's recommendations prior to installation to determine suitability of all materials to be used, approved substrates, sub-floor preparation, etc.
2. Sub-floor must be clean, dry, smooth and free of any contamination, which may interfere with the adhesive bond.
3. Where sub-floor is extremely porous, adhesive absorption may be in question, therefore it is recommended that the sub-floor be primed with PROFLEX SP-1 Primer.

4. Follow floor covering manufacturer's recommendations regarding layout, cutting, seaming and maintenance.
5. Allow the adhesive to tack up when installing urethane foam backed carpet.
6. While the adhesive is designed to meet the challenges of poorly ventilated areas, sufficient air exchanges are still required to ensure proper curing of any latex-based adhesive.
7. Spread adhesive with the recommended notched trowel leaving ridges of sufficient height to establish complete transfer to back of floor covering. Trowel sizes may need to be adjusted due to subfloor porosity, floor covering backing and open time requirements.
8. Lay most floor coverings into adhesive within 20 minutes. Use the tacky dry installation method when installing non-porous backed carpeting. Lift floor covering periodically to check adhesive transfer to the backing. 100% adhesives transfer is required to promote maximum adhesive bond.
9. Roll carpet using the floor covering manufacturer's recommended roller shortly after installation. Follow floor manufacturer's seam sealing recommendations.
10. Follow the Carpet and Rug Institute Carpet Installation Standard 2009 where appropriate.

### Coverage Chart

Flooring	Trowel	Estimated Spread Rate
Moderate Backed Carpet	 3/32" x 3/32" x 3/32" V-Notch	13 sq. / yards per gallon
Heavy Backed Carpet	 1/8" x 1/8" x 1/8" V-Notch	8 sq. / yards per gallon
Carpet to Cushion in Double Stick	 1/8" x 1/8" 1/16" U-Notch	5 sq. / yards per gallon
Felt Backed Sheet Flooring / Cushion to Substrate	 1/16" x 1/16" x 1/16" Square Notch	20 sq. / yards per gallon

### Limitations and Cautions

1. Do not use to install any vinyl or PVC flooring.
2. For Interior installations only.
3. Do not install over adhesive residue including cutback.
4. Do not install when MVER is over 5lbs per 1,000 sf per 24 hours, per ASTM F1869 or ASTM F2170 In Situ Relative Humidity Test with moisture levels not to exceed eighty (80) percent on existing slabs.
5. Do not install when ambient temperature is not between 60°F & 95°F.
6. Do not install when ambient relative humidity is above 65%.
7. The dimensional stability of some vinyl flooring products is very sensitive to fluctuations in ambient environment conditions. PROFLEX Products, Inc. is not responsible for installation issues caused by dimensional changes in flooring.
8. It is the sole responsibility of the installer to determine the suitability and compatibility of the adhesive for the user's intended use.
9. DB-60 IS NOT APPROVED FOR USE WITH CARPET WITH AXMINSTER BACKING. DB-60 cannot be used for vinyl backed carpet, vinyl cushion backed sheet goods or urethane unitary carpeting.
10. **Not for use with PROFLEX® Elastomeric Membranes**

### Caution

Eye irritant. Avoid contact with eyes. Wear protective clothing and eyewear while using. If product gets in eyes, flush with water for 20 minutes and then seek immediate medical attention. Keep out of reach from children and pets.

### Clean-up

Use water for wet adhesive clean up on tile and tools. Use Mineral Spirits cleaner for dried adhesive.

**CAUTION:** Mineral Spirits are flammable. Read and follow all precautions on container label.

## 6. AVAILABILITY

PROFLEX® Products are available nationwide.

To locate PROFLEX® products in your area, please contact:

Phone: 877-577-6353

Website: [www.proflex.us](http://www.proflex.us)

## 7. WARRANTY

PROFLEX® Products, Inc. offers a limited warranty for this product when used in accordance with printed specifications. A copy of the limited warranty can be obtained by calling technical services at 877-577-6353 or visiting [www.proflex.us](http://www.proflex.us)

## 8. MAINTENANCE

None required, but installation performance and durability may depend on properly maintaining products supplied by other manufacturers.

## 9. TECHNICAL SERVICES

Technical assistance

Information is available by calling the Technical Support

Toll Free: 877-577-6353

Fax: 863-937-9624

Technical and safety literature: To acquire technical and safety literature, please visit our website [www.proflex.us](http://www.proflex.us)

## 10. FILING SYSTEM

Division 9